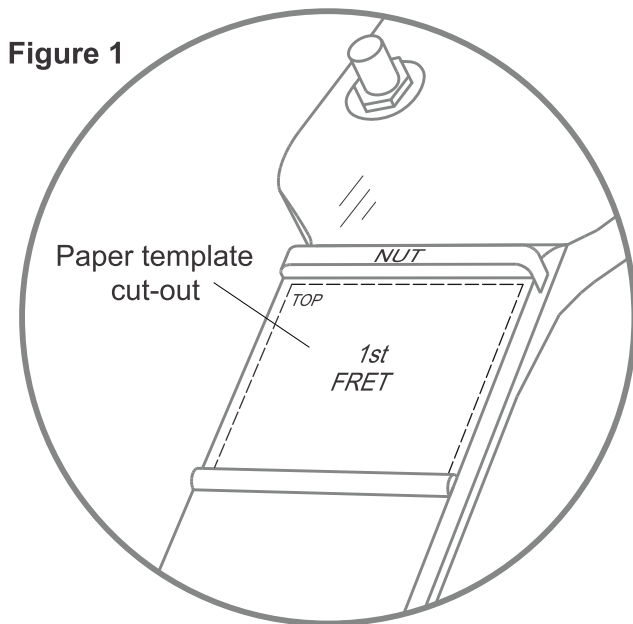


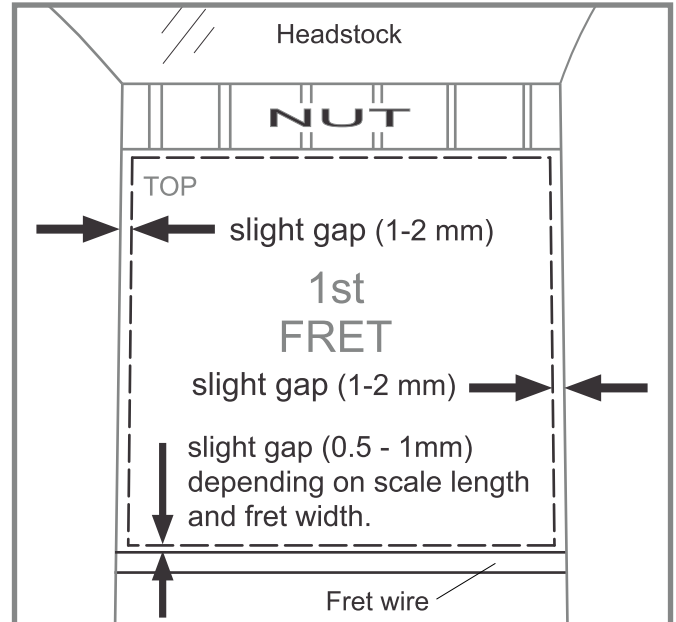
Neck Illusions Sizing Verification Template

These graphic decals are designed to fit standard 4 string bass guitars up to 24 frets (4 strings) with a scale length of 34" and nut widths starting from of 1.56" (40mm)



After carefully cutting out the paper templates, place them under the strings and onto the appropriate locations on the neck of the guitar. Use this method to determine how the neck illusions graphic fingerboard protector will fit onto your guitar. See **Figure 2**.

Figure 2



With the paper template centered on the fingerboard, there should be a slight gap between the edge of the paper template and the edge of the fingerboard. (about 1-2 mm) The idea here is to **not** have the neck illusions fingerboard protector extending past the length of the frets. This slight gap is required for un-obstructed playability.

Please note: It is possible to trim the neck illusions fingerboard protectors with scissors for a more custom fit.

IMPORTANT:

We recommend saving this PDF file to your computer and then printing it directly from Adobe Acrobat. Some internet browsers will scale the image down if printed directly from the browser.

Also, please be sure that your printer scaling is off and the file will print to actual size. The scale of the template printout can be verified by placing a ruler along side the printed ruler as shown in Figure 3. The printed ruler should have printed to actual size.

Figure 3



Compare this with a ruler to verify that this template is printed to the correct scale.

Actual Size of the fingerboard protector pieces

These graphic decals are designed to fit standard 4 string bass guitars up to 24 frets (4 strings) with a scale length of 34" and nut widths starting from of 1.56" (40mm)

Cut on the solid lines. Please note Figure 3 for actual size verification.

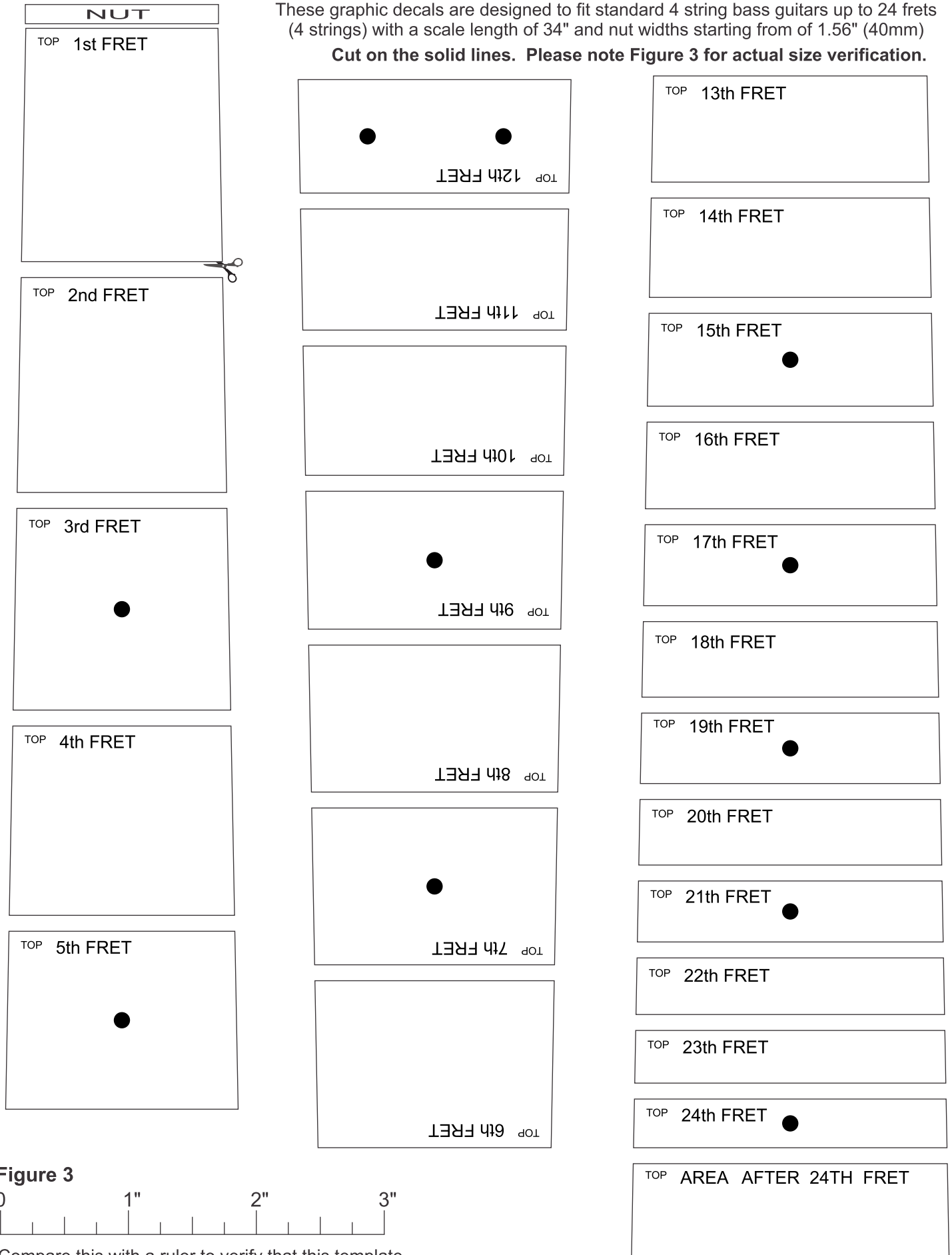


Figure 3



Compare this with a ruler to verify that this template is printed to the correct scale.